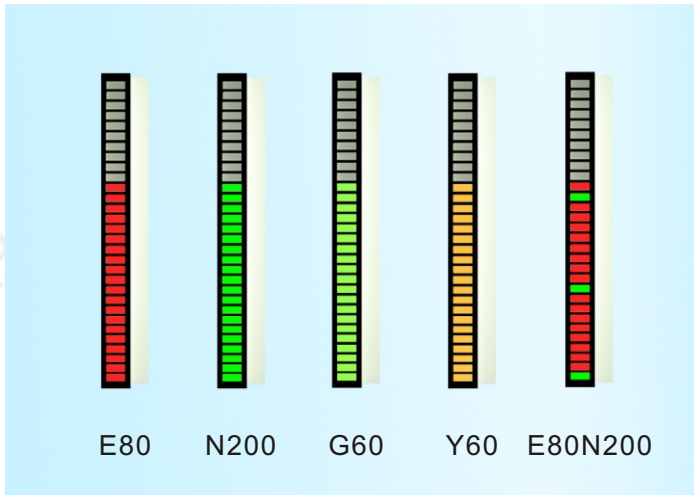


# BL Series of LED Bargraph Indicator Device

BL30-6605SA10、 BL30-6605SK10 30 Segments 66mm LED Linear Array

BL  
S



## Description

The BL series of LED Bargraph display, using high brightness LED chips and semiconductor encapsulations processing technology, is the ideal display device to replace moving coil indicators. Widely used in electronic display meters and instruments. The feature is as follows.

## Features

- The use of sub-block scattering techniques, wide angle of view
- Clearly display, uniform brightness
- Antimagnetic, aseismatic, impact resistance
- High reliability, maximum mean life

## Absolute Maximum Rating ( $T_A=25^\circ\text{C}$ )

	Symbol	Min.	Typ.	Max.	Units
Peak forward current	$I_F$	30	80	100	mA
Reverse voltage	$V_R$		5		V
Power dissipation	$P_W$		0.2 (F.S.)	0.3	W
Operating temperature range	$T_J$	-25		70	$^\circ\text{C}$
Storage temperature range	$T_{Stg}$	-40		85	$^\circ\text{C}$
Soldering time at $260^\circ\text{C}$			3sec		

## Electro-optical Characteristics ( $T_A=25^\circ\text{C}$ )

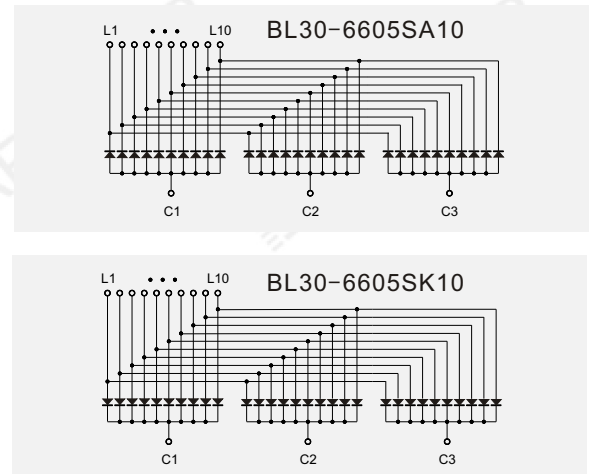
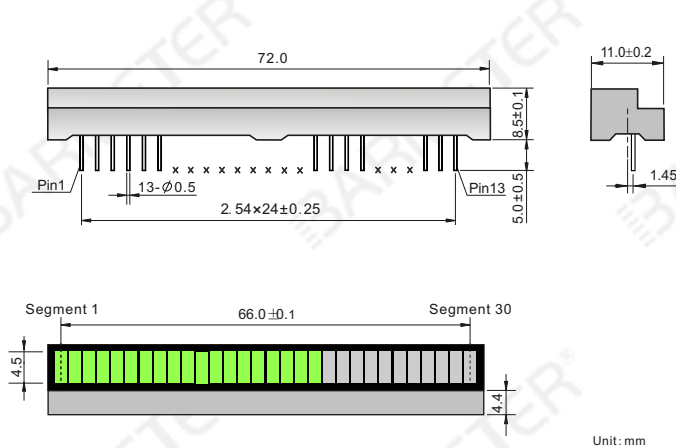
	Symbol	Red (E80)	Green (G60)	Yellow (Y80)	Emerald (N200)	Test condition
Peak wavelength	$\lambda_P$	625nm	570nm	590nm	510nm	$I_F=20\text{mA}$
Segment brightness	$I_V$	80mcd	60mcd	80mcd	200mcd	$I_F=20\text{mA}$
Forward voltage	$V_F$	1.9V	2.0V	2.0V	3.2V	$I_F=20\text{mA}$

[Http://www.barmeter.com](http://www.barmeter.com)

[Http://www.barmeter.com](http://www.barmeter.com)

[Http://www.barmeter.com](http://www.barmeter.com)

## Dimension and Circuit



## Pin Definition

Pin No.	1	2	3	4	5	6	7	8	9	10	11	12	13
						C1				C2			C3
	L1	L2	L3	L4	L5		L6	L7	L8		L9	L10	